

**Harness By Hextall****Harness By Hextall**

---

Meh, do it yourself

Jan 17, 2019, 10:12 AM

**Jason Perls Miller**

---

I do...but they want \$6,000 for what I would like to do...after hearing that number...beginning to think I might want to do this myself :D

Jan 16, 2019, 5:18 PM

**Harness By Hextall**

---

Sacramento? You should have some good audio shops near there

Jan 16, 2019, 5:06 PM

**Jason Perls Miller**

---

Ok...will contact you all soon...if you or Thomas are even in Sacramento Ca or in CA in general...hit me up...be more than happy to show you all around :D

Jan 16, 2019, 4:57 PM

**Harness By Hextall**

---

I'll see what we have inventory wise. Thomas upgrades the design all the time

Jan 16, 2019, 4:56 PM

**Jason Perls Miller**

---

I can imagine...but it so looks worth it :D

Jan 16, 2019, 4:55 PM

**Harness By Hextall**

---

It's time consuming as get out

Jan 16, 2019, 4:54 PM



Then that is what I was talking about :D

Jan 16, 2019, 4:54 PM

**Harness By Hextall**

Yes

Jan 16, 2019, 4:54 PM

**Jason Perls Miller**

?

Jan 16, 2019, 4:54 PM

**Jason Perls Miller**

That is known as the "Monster">

Jan 16, 2019, 4:54 PM

**Jason Perls Miller**


Yeah...that is what I was talking about :D

Jan 16, 2019, 4:54 PM

**Harness By Hextall**



7:53 PM



**Page**

**Settings**



**Harness By Hextall**

August 16, 2018 · 🌐



**Our Ford (2015+) ACM RCA output harness will give your late model Ford the capability to output clean line level signals to your aftermarket**



products (No Chinese components.) Handbuilt in the USA and completely customizable.... [See More](#)



**Peter Hermanns**



Jan 16, 2019, 4:53 PM

**Harness By Hextall**

Just scroll down till you a big ass thing of tech flex

Jan 16, 2019, 4:53 PM

**Harness By Hextall**

Oh, that harness is in the FB page.



---

**Jason Perls Miller**

---

No thank you :D

Jan 16, 2019, 4:52 PM

---

**Harness By Hextall**

---

Thanks!

Jan 16, 2019, 4:52 PM

---

**Harness By Hextall**

---



Jan 16, 2019, 4:52 PM

---

**Jason Perls Miller**

---

Ok...will do ...have a great evening :D

Jan 16, 2019, 4:52 PM

---

**Harness By Hextall**

---

But definitely check them out.

Jan 16, 2019, 4:52 PM

---

**Harness By Hextall**

---

They have 7 different lines to fit any budget

Jan 16, 2019, 4:51 PM

---

**Jason Perls Miller**

---

Ok...you have convinced me...I'll look them up tomorrow and let you all know :D

Jan 16, 2019, 4:51 PM

---

**Harness By Hextall**

---



Jan 16, 2019, 4:51 PM

---

**Harness By Hextall**

Scott Buwalda will talk to you for an hour and he is the most successful car audio competitor of all time

Jan 16, 2019, 4:51 PM

---

**Harness By Hextall**

You will never be able to speak with the CEO of elettromedia on the phone

Jan 16, 2019, 4:50 PM

---

**Jason Perls Miller**

Ok...will consider it...need to hear them first :D

Jan 16, 2019, 4:48 PM

---

**Harness By Hextall**

We believe in them that much

Jan 16, 2019, 4:48 PM

---

**Harness By Hextall**

We will soon have Mustang specific mounting rings for HAT drivers

Jan 16, 2019, 4:48 PM

---

**Harness By Hextall**

We can provide special pricing on Hybrid

Jan 16, 2019, 4:48 PM

---

**Jason Perls Miller**

Oh...will look into them :D

Jan 16, 2019, 4:47 PM

---

**Harness By Hextall**



---

Jan 16, 2019, 4:47 PM

---

**Harness By Hextall**

---

Thomas's SVTF has 5 speakers in it

Jan 16, 2019, 4:47 PM

---

**Jason Perls Miller**

---

I was actually going to go with Hertz all the way :D

Jan 16, 2019, 4:47 PM

---

**Harness By Hextall**

---

Shift your budget to better speakers like Hybrid Audio

Jan 16, 2019, 4:47 PM

---

**Jason Perls Miller**

---

That is what I have heard as well...

Jan 16, 2019, 4:47 PM

---

**Harness By Hextall**

---

But take the advice of people who have been in car audio for 22 years, don't waste your money on rear speakers

Jan 16, 2019, 4:46 PM

---

**Jason Perls Miller**

---

Oh...hmmm...(says in Yoda voice)...think about this I must...then get back to you all I will :D

Jan 16, 2019, 4:46 PM

---

**Harness By Hextall**

---

Just the tweeters

Jan 16, 2019, 4:46 PM

---

**Harness By Hextall**

---

**Jason Perls Miller**

---

Oh...so one would have to run independent wires to all the speakers no matter what for the cleaest sound...oh great :(

Jan 16, 2019, 4:45 PM

**Harness By Hextall**

---

The ACM in all cars only outputs 4 channels

Jan 16, 2019, 4:45 PM

**Harness By Hextall**

---

It's not independent

Jan 16, 2019, 4:44 PM

**Harness By Hextall**

---

The tweeters get their signal from the midbass in the door

Jan 16, 2019, 4:44 PM

**Jason Perls Miller**

---

The idea would be to hook into the original wiring harness from the amplifier

Jan 16, 2019, 4:44 PM

**Jason Perls Miller**

---

Wait...one could not use a crossover system at the tweeters?

Jan 16, 2019, 4:44 PM

**Harness By Hextall**

---

One caveat, no matter what you have to run wires to the tweeters

Jan 16, 2019, 4:43 PM

**Harness By Hextall**

---

**Jason Perls Miller**

---

the "monster"? now I am confused?

Jan 16, 2019, 4:43 PM

**Harness By Hextall**

---

Built a few of those for the board

Jan 16, 2019, 4:43 PM

**Harness By Hextall**

---

The "Monster"

Jan 16, 2019, 4:42 PM

**Harness By Hextall**

---

Ahhh

Jan 16, 2019, 4:42 PM

**Jason Perls Miller**

---

The idea would be to have the RCA output from the head unit so I can get signal to the amplifier and then have the wires that go to the speakers open so I can run wire from the amplifier to the speaker in a "plug and play senario"

Jan 16, 2019, 4:41 PM

**Jason Perls Miller**

---

I am talking about the wires that would go from the amplifier to the speakers...what look likes the red connectors in the middle of the harness...:)

Jan 16, 2019, 4:40 PM

**Harness By Hextall**

---

When you say speaker inputs are you referring to the inputs of an amplifier or the vehicle speakers?

Jan 16, 2019, 4:26 PM





---

The harness for the ACM is a custom piece because no one ever ordered the same thing

Jan 16, 2019, 4:25 PM

---

**Jason Perls Miller**

---

I am curious as to pricing and if the harness is made in such a way that one can just plug into the speaker inputs?

Jan 16, 2019, 3:51 PM

---

**Harness By Hextall**

---

Hi! This is Chris with Harness By Hextall.

Jan 16, 2019, 3:49 PM

---

**Jason Perls Miller**

---

Hey...so my camera is still working after the fix...now I am curious about ordering a harness that has RCA outputs

Jan 16, 2019, 3:49 PM

---

**Jason Perls Miller**

---

Chris...just read your post on mustang6g forums...all good here. Responding to post shortly and would like to continue conversation over on forums to show everyone what great customer service is being provided :D

Jan 6, 2019, 9:47 AM

---

**Jason Perls Miller**

---

drove the car today...everything worked fine since I pushed those wires back into the connector. My number is (310) 428-7306 if you all still need it :D

Jan 6, 2019, 9:34 AM

---

**Harness By Hextall**

---

Sorry, I just found the post. Apparently the person that messaged me drew his own conclusions to what you said. My apologies. His harness was for the MFT media hub and he was under the impression that that was what you had purchased

Jan 6, 2019, 8:02 AM



Jason, Thomas would like a number to contact you. We are happy to work with you on this, however, there was apparently a post on 6g that makes it sound as though ALL of the connectors are bad. This is not true and Thomas would appreciate if you could discuss this with him.

Jan 6, 2019, 6:38 AM

---

**Jason Perls Miller**

Thank you all again for all that you guys do :D

Jan 5, 2019, 8:59 PM

---

**Jason Perls Miller**

Hmmm...then maybe using electrical tape to secure the wires might be easier...just one wrap around the wires to create a tighter fit into the terminal. Like I said...it is working fine now that I pushed the wires further into the terminal. Also re-routed the harness in such a way to try to prevent any stress on the terminal and wires created from normal vehicle use. :)

Jan 5, 2019, 8:59 PM

---

**Harness By Hextall**

I think you should probably speak with Thomas about this. I'm not an engineer. He can probably explain it better.

Jan 5, 2019, 7:13 PM

---

**Harness By Hextall**

The problem with that is that it could creep past the terminal

Jan 5, 2019, 7:11 PM

---

**Jason Perls Miller**

I have a request for the replacement harness being built...could you all put a couple of dabs of quick drying epoxy around the wires where they go into the connector to minimize the movement? I am sure this will solve the problem. Thanks again for everything :D

Jan 5, 2019, 6:28 PM

---

**Jason Perls Miller**

Thank you all so much for helping me out with this :D

Jan 5, 2019, 6:18 PM



---

I just took the car for a test drive and put it in reverse about 20 times...zero problems...therefore I can confirm that it was the movement in the harness. Will send you the harness once the new one arrives.

Jan 5, 2019, 6:17 PM

---

**Harness By Hextall**

---

No problem. Just be aware that the replacement may have some movement to it.

Jan 5, 2019, 6:10 PM

---

**Jason Perls Miller**

---

At least there is one bright side to this...it gives me a chance to re-wrap my center console in Carbon Fibre :)

Jan 5, 2019, 4:38 PM

---

**Jason Perls Miller**

---

Thank you guys so much for helping with this :)

Jan 5, 2019, 4:36 PM

---

**Jason Perls Miller**

---

Ok...I will go and re-install everything and wait to hear from you all

Jan 5, 2019, 4:35 PM

---

**Harness By Hextall**

---

Not your fault.

Jan 5, 2019, 4:34 PM

---

**Jason Perls Miller**

---

Ok...let me know what I can do to help...again, I am so sorry for the trouble :(

Jan 5, 2019, 4:34 PM

---

**Harness By Hextall**

---

Should be this week



---

**Harness By Hextall**

---

I'll have to see when we can build a new one.

Jan 5, 2019, 4:33 PM

---

**Harness By Hextall**

---

And they technically should all be the same

Jan 5, 2019, 4:32 PM

---

**Jason Perls Miller**

---

Ok...so what are the next steps?

Jan 5, 2019, 4:32 PM

---

**Jason Perls Miller**

---

Oh...well can't blame me for trying :)

Jan 5, 2019, 4:32 PM

---

**Harness By Hextall**

---

It's the connector we want to see.

Jan 5, 2019, 4:32 PM

---

**Harness By Hextall**

---

Not really

Jan 5, 2019, 4:32 PM

---

**Jason Perls Miller**

---

Ok...hopefully the invoice date will help

Jan 5, 2019, 4:32 PM

---

**Harness By Hextall**

---

All of those camera connectors came from the same original shipment of 500.

Jan 5, 2019, 4:32 PM



---

Download file:

[messages/inbox/HarnessByHextall\\_w4ZDj2TjJA/files/Invoice\\_2268937770055139.pdf](messages/inbox/HarnessByHextall_w4ZDj2TjJA/files/Invoice_2268937770055139.pdf)

Jan 5, 2019, 4:31 PM

---

**Harness By Hextall**

---

The invoices don't really line up with the build numbers.

Jan 5, 2019, 4:31 PM

---

**Jason Perls Miller**

---

Ok...my invoice number was 0007...so it was the very early batch of these. Orderd April 13 and received in August

Jan 5, 2019, 4:31 PM

---

**Harness By Hextall**

---

The question is why yours is so loose but the other 87 of them are fine.

Jan 5, 2019, 4:30 PM

---

**Harness By Hextall**

---

We want it back so that we can test it.

Jan 5, 2019, 4:29 PM

---

**Jason Perls Miller**

---

:)

Jan 5, 2019, 4:29 PM

---

**Jason Perls Miller**

---

thought about putting a drop of glue onto the wire after pushing it back into place to hold it steady...that could work...certainly will save you all some time L)

Jan 5, 2019, 4:29 PM

---

**Jason Perls Miller**

---

Ok...I will just leave it alone...



---

**Harness By Hextall**

---

I will have to see when I can have one built.

Jan 5, 2019, 4:28 PM

---

**Harness By Hextall**

---

Don't modify it.

Jan 5, 2019, 4:28 PM

---

**Harness By Hextall**

---

Tyco does not make a "genuine" version of that connector

Jan 5, 2019, 4:28 PM

---

**Harness By Hextall**

---

That's because that connector is a custom built connector from Ley

Jan 5, 2019, 4:27 PM

---

**Jason Perls Miller**

---

I do, but they do not want to stay in place...they seem to move around again...what are your suggestions?

Jan 5, 2019, 4:27 PM

---

**Harness By Hextall**

---

All you have to do is lightly push on the wires

Jan 5, 2019, 4:27 PM

---

**Jason Perls Miller**

---

On most ford connectors, there is a little plastic piece that secures the pins in their spots (<https://www.youtube.com/watch?v=PB6KcLSCAGU>)...I do not see the connector on your harness having such a safeguard (or at least I have no idea where it is).  
<https://www.youtube.com/watch?v=PB6KcLSCAGU>

Jan 5, 2019, 4:27 PM

---

**Harness By Hextall**

---



---

you have must be out of acceptable spec. That's why we want it back.

Jan 5, 2019, 4:26 PM

---

**Jason Perls Miller**

---

I did not try because I do not want to screw anything up. If I knew how the connector came apart, I would re-wire it, but since I don't, I do not want to try

Jan 5, 2019, 4:25 PM

---

**Harness By Hextall**

---

Did you try to push the terminals into place from the back?

Jan 5, 2019, 4:25 PM

---

**Jason Perls Miller**

---

And upon closer inspection of the movement, I am able to see the pins in the connector move up and down...so its no wonder the connection becomes intermittent.

Jan 5, 2019, 4:24 PM

---

**Jason Perls Miller**

---

yes...it feels pretty loose in there...should I just leave the harness alone and wait for the replacement to arrive? Or should I go ahead and tape it up and see if that does the trick?

Jan 5, 2019, 4:18 PM

---

**Harness By Hextall**

---

Basically ALL of those camera connectors have some movement but the one you have must move more that allowed

Jan 5, 2019, 4:16 PM

---

**Harness By Hextall**

---

That is strange. I looked at that connector earlier and found most of them have some movement. So I put it into the jig and couldn't get anything to short. We stand behind our work and will replace the harness.

Jan 5, 2019, 4:16 PM

---

**Jason Perls Miller**

---

**Jason Perls Miller**

---

Sorry for the bad news :(

Jan 5, 2019, 4:14 PM

**Harness By Hextall**

---

Hi! This is Chris with Harness By Hextall.

Jan 5, 2019, 4:14 PM

**Jason Perls Miller**

---

Well.. I found the problem...the wires at the camera connector on the harness are able to move inside the connector (meaning they loose contact with the connector pins). As such, this is why the camera will work intermittently...the wires at the harness connect all the way with the pins, but during driving or when the weather gets hot, the plastic at the connector expands, causing the wires to slip back and loose their connection. Any suggestion as how I might be able to fix this? I think for now, I am going to get some electrical tape, push the wires all the way into the connector, and tape off to prevent them from moving around.

Jan 5, 2019, 4:14 PM

**Harness By Hextall**

---

Let me know. I think Thomas is working this weekend so he might be able to make one

Jan 4, 2019, 9:29 AM

**Harness By Hextall**

---

Hi! This is Chris with Harness By Hextall.

Jan 4, 2019, 7:34 AM

**Jason Perls Miller**

---

I don't think the unit was dropped because everything else works fine all the time. Like I said, this worked for the first 10 days then started going wonky...which is why I think it is a loose connection...will let you know tonight after I tear down the dash

Jan 4, 2019, 7:34 AM

**Harness By Hextall**

---



**Harness By Hextall**

---

My concern is that it was dropped at some point.

Jan 1, 2019, 9:08 PM

**Jason Perls Miller**

---

No...bought it iff a forum member...but it still will not hurt to check

Jan 1, 2019, 9:08 PM

**Harness By Hextall**

---

Did this come from a salvage facility?

Jan 1, 2019, 8:39 PM

**Jason Perls Miller**


---


Not too hard...but now that has me thinking about that cable as well :D...arrgg...I feel so terrible about this

Jan 1, 2019, 8:39 PM

**Harness By Hextall**

---





Jan 1, 2019, 8:37 PM

---

**Harness By Hextall**

Something else to verify in the communication cable between the screen and APIM. I'm not sure how hard you're pushing on the screen but it should not move around physically.

Jan 1, 2019, 8:36 PM

---

**Harness By Hextall**

If that harness has an issue, we want it back.

Jan 1, 2019, 8:32 PM



In the meantime I'm checking to see what John has for a workload and what Thomas wants to do.

Jan 1, 2019, 8:30 PM

---

**Jason Perls Miller**

Well I have no clue...like I said, I am going to discuss this with Ford tomorrow and see what they say...I really do hope its in the factory wiring and not your harness :)

Jan 1, 2019, 8:29 PM

---

**Harness By Hextall**

It's not possible with the pin carrier

Jan 1, 2019, 8:29 PM

---

**Harness By Hextall**

I've never seen a Gen Y Tyco do that

Jan 1, 2019, 8:28 PM

---

**Jason Perls Miller**

Yes :)

Jan 1, 2019, 8:28 PM

---

**Harness By Hextall**

The Tyco?

Jan 1, 2019, 8:27 PM

---

**Jason Perls Miller**

No problem...I know these connectors sometimes have a bad habit of shorting cross pins...so I think that might be the case

Jan 1, 2019, 8:27 PM

---

**Harness By Hextall**

Ok, I want to show those pics to my friend in Engineering.

Jan 1, 2019, 8:27 PM



Yes...from the front of the screen...sometimes a light push will resolve the issue...but only for a couple of seconds.

Jan 1, 2019, 8:26 PM

---

**Harness By Hextall**

---

From the front of the screen?

Jan 1, 2019, 8:25 PM

---

**Harness By Hextall**

---

You said push on the screen?

Jan 1, 2019, 8:25 PM

---

**Jason Perls Miller**

---

Fair enough. I might take the dash apart tomorrow and see if this problem continues if I install the original hardware...(at least the screen).

Jan 1, 2019, 8:25 PM

---

**Harness By Hextall**

---

Knowing our warranty policies if they saw it wasn't the basic unit they would/should have notified him that it wasn't something they would fix if it was a short in our harness.

Jan 1, 2019, 8:25 PM

---

**Harness By Hextall**

---

That shouldn't matter. It's the same harness for all.

Jan 1, 2019, 8:23 PM

---

**Jason Perls Miller**

---

Do the pictures help a little?

Jan 1, 2019, 8:23 PM

---

**Jason Perls Miller**

---

Yes...but be aware he has a GT, so the dealer did not think otherwise...my dealer knows I have a v6.

**Harness By Hextall**

---

I'll reach out to him. You said that his was fixed by a dealer?

Jan 1, 2019, 8:22 PM

**Jason Perls Miller**

---

Hope the pictures help. By the way, the other person's username on mustang6g is Kasavias.

Jan 1, 2019, 8:21 PM

**Jason Perls Miller**

---













Jan 1, 2019, 8:21 PM

### **Harness By Hextall**

Hi! This is Chris with Harness By Hextall.

Jan 1, 2019, 8:20 PM

### **Jason Perls Miller**





---

housing) because sometimes when I push on the screen, it corrects itself, but only for a moment.

Jan 1, 2019, 8:20 PM

---

**Jason Perls Miller**

---

And after a little searching...I found all the parts so if I need to put the base unit back I can...(but I REALLY do no want to)

Dec 31, 2018, 9:54 AM

---

**Harness By Hextall**

---

I understand. If you can get the other user to contact us or provide his user name that'd be great too.

Dec 31, 2018, 9:37 AM

---

**Jason Perls Miller**

---

OK...like I said...this is probably just a "one off". Look forward to hearing what Tom says...my problem is not pulling everything out and replacing it with the factory equipment...it is just finding everything (boy I really hope I did not stupidly throw anything away)

Dec 31, 2018, 9:32 AM

---

**Harness By Hextall**

---

We are close to 100 Mustang harnesses and 30-something F150 harnesses, if there is an issue I'd like to find it, fix it and maintain what we've worked to build.

Dec 31, 2018, 9:29 AM

---

**Harness By Hextall**

---

No, just concerned if you say that it's an issue or that other people had the same thing. I'd like to know more about the other customer too.

Dec 31, 2018, 9:28 AM

---

**Jason Perls Miller**

---

Have a great day

Dec 31, 2018, 9:25 AM

---

**Jason Perls Miller**

---



---

**Harness By Hextall**

---

He is the only person currently full time but he's typically out in the field.

Dec 31, 2018, 9:25 AM

---

**Harness By Hextall**

---

Thomas doesn't build them on a daily basis anymore so I would have to see what he can do.

Dec 31, 2018, 9:24 AM

---

**Harness By Hextall**

---

The issue is that we only have one person who is building them for the next few weeks.

Dec 31, 2018, 9:22 AM

---

**Harness By Hextall**

---

I believe it's ours.

Dec 31, 2018, 9:22 AM

---

**Jason Perls Miller**

---

I have all the e-mails and order documents between myself and Thomas that I can send to you all if you would like

Dec 31, 2018, 9:12 AM

---

**Jason Perls Miller**

---

Idea...can you send me a replacement harness and I will send you the old one back?

Dec 31, 2018, 9:12 AM

---

**Jason Perls Miller**

---

Thank you...we will figure this out...sorry to spoil your new years eve

Dec 31, 2018, 9:10 AM

---

**Harness By Hextall**

---

**Harness By Hextall**

---

Unfortunately, I'm not sure if I can pull John off of new production.

Dec 31, 2018, 9:10 AM

**Jason Perls Miller**

---

The other solution is I just program the car so there is no rear backup camera and just live with that

Dec 31, 2018, 9:09 AM

**Jason Perls Miller**

---

And reprogram the car ...and yes this is a daily driver

Dec 31, 2018, 9:09 AM

**Harness By Hextall**

---

Is it a DD?

Dec 31, 2018, 9:08 AM

**Harness By Hextall**

---

I'd like to have Thomas look at it

Dec 31, 2018, 9:08 AM

**Jason Perls Miller**

---

Ok...I just now have to search through my stuff to find my old APIM and then install everything again :(

Dec 31, 2018, 9:08 AM

**Harness By Hextall**

---

There were multiple people that built harnesses at that time

Dec 31, 2018, 9:08 AM

**Harness By Hextall**

---

**Harness By Hextall**

---

I'd prefer if you could send it to us.

Dec 31, 2018, 9:07 AM

**Jason Perls Miller**

---

Certainly hope its a simple fix by re-pinning the connector :D

Dec 31, 2018, 9:03 AM

**Jason Perls Miller**

---

I might tear the dash apart today and just check the connections at the connectors...to see if anything is loose...like I said, the camera worked just fine for around 10 days after install...then the problems started...then I opened the dash up and re-connected the camera and it worked fine for 3 days...then the problems started again...this is why I think there is a loose connection at the connector

Dec 31, 2018, 9:03 AM

**Harness By Hextall**

---

Definitely!

Dec 31, 2018, 9:01 AM

**Jason Perls Miller**

---

Hopefully I am just a "one off" :D...happy new year

Dec 31, 2018, 9:01 AM

**Harness By Hextall**

---

I'll email Thomas about it too. It's definitely a concern, however, no one has said anything to us.

Dec 31, 2018, 9:01 AM

**Jason Perls Miller**

---

The screen gets fuzzy for around 5 seconds...then I get the error "camera unavailable". I will take a picture and message it to you later today :D

Dec 31, 2018, 9:01 AM



I'd like to see if I can duplicate the issue with one of our harnesses here and my fabricators car.

Dec 31, 2018, 9:00 AM

---

**Harness By Hextall**

---

Can you take a picture of the screen?

Dec 31, 2018, 8:59 AM

---

**Jason Perls Miller**

---

Ok...let me see what my dealer says when they inspect the car on Wednesday...I will report back to you all so you can advise people as needed :)

Dec 31, 2018, 8:58 AM

---

**Harness By Hextall**

---

Especially since we do full conversions for dealers.

Dec 31, 2018, 8:58 AM

---

**Harness By Hextall**

---

Nothing has changed on the harness as far as the connectors from this summer until now. So it would be something we'd like to test

Dec 31, 2018, 8:57 AM

---

**Jason Perls Miller**

---

I already had that checked out (trunk wiring) and no problems were found...even had my camera replaced...I am taking the car to Ford on Wednesday for them to check the factory harness for any open circuits

Dec 31, 2018, 8:57 AM

---

**Harness By Hextall**

---

If that's the case we'll replace that part of the harness.

Dec 31, 2018, 8:56 AM

---

**Harness By Hextall**

---

**Jason Perls Miller**

---

The other member was able to have Ford fix the problem...they found an open circuit in a harness (unsure if factory or if yours)...however from when I have taken the dash apart to look at the problem, I disconnected the camera harness and re-connected it and it worked for three days...then started to go funky on me again

Dec 31, 2018, 8:55 AM

**Harness By Hextall**

---

If you can get his name I'd be interested in him reaching out to us.

Dec 31, 2018, 8:55 AM

**Harness By Hextall**

---

No one else has said anything about it. It's why we use a jig to check each harness for continuity, position and terminal tension.

Dec 31, 2018, 8:54 AM

**Harness By Hextall**

---

If people have any issue we'd encourage them to contact us.

Dec 31, 2018, 8:53 AM

**Harness By Hextall**

---

I was here when we had the issue with Tyco, that was the shield housing.

Dec 31, 2018, 8:52 AM

**Jason Perls Miller**

---

I am a member of the mustang6g forums (jperls is my username) and I have been messaging another member who had a similar problem). Now that I think of it...the particular production run batch that I got my wire harness from was delayed due to a supply problem with a particular connector and Tom was able to get some "floor" models for these connectors...this might be why I am having issues. Mustang6g at the moment is "down"...so I will get you the forum member name when it gets back online. Tom knows who I am as I am a regular contributor to the forums (see username mentioned above)

Dec 31, 2018, 8:51 AM



---

I haven't had a single person contact me about that. I'd be interested in hearing or seeing ANY issue with our products.

Dec 31, 2018, 8:44 AM

---

**Harness By Hextall**

---

Other people? With our harness?

Dec 31, 2018, 8:43 AM

---

**Jason Perls Miller**

---

Everything else with the harness works great :D

Dec 31, 2018, 8:42 AM

---

**Jason Perls Miller**

---

I think what I will do is hardwire the factory camera lead into the harness since I believe there is enough factory wiring to do that...but I suggest you check the connectors at the camera lead...other people have been having this problem as well

Dec 31, 2018, 8:42 AM

---

**Jason Perls Miller**

---

The screen gets fuzzy and camera operation is intermittent...I have taken apart the dash before and have reconnected this particular part once before and that solved the issue temporarily...

Dec 31, 2018, 8:41 AM

---

**Harness By Hextall**

---

We'll replace the camera lead. What issue is it having? Do you have a picture?

Dec 31, 2018, 8:08 AM

---

**Harness By Hextall**

---

Yes, You can send it to us and we can test it. When designing that harness Thomas used a shielded cable from Sumitomo that is actually quite a bit better than what Ford used.

Dec 31, 2018, 8:07 AM

---

**Jason Perls Miller**

---

**Jason Perls Miller**

---

Sorry for to bring this problem to you all :(

Dec 30, 2018, 7:30 PM

**Harness By Hextall**

---

Hi! This is Chris with Harness By Hextall.

Dec 30, 2018, 7:30 PM

**Jason Perls Miller**

---

Hey guys...I bought your harness back in april (received it in august) and unfortunately 10 days after I installed it, my camera became wonky. I have taken the car to ford a couple of times and even got a new camera for the car, but to no avail...so I am beginning to think I have a faulty harness...can we work something out so we can solve this problem?

Dec 30, 2018, 7:30 PM

Generated by Jason Perls Miller on Monday, December 23, 2019 at 9:01 PM UTC-08:00  
Contains data from December 28, 2018 to January 17, 2019