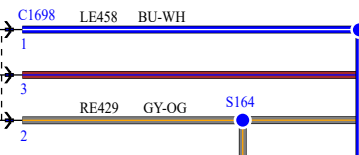
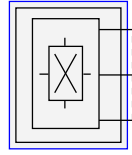
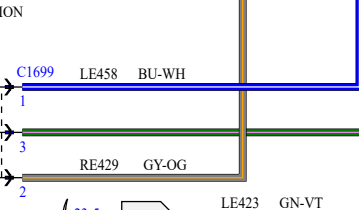
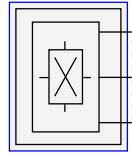


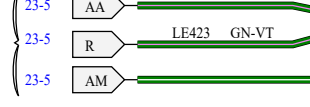
CAMSHAFT POSITION (CMP) SENSOR #11
151-10



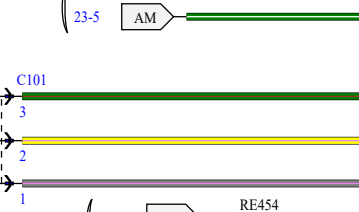
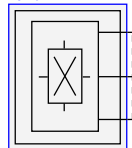
CAMSHAFT POSITION (CMP) SENSOR #12
151-10



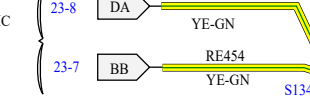
ELECTRONIC ENGINE CONTROLS



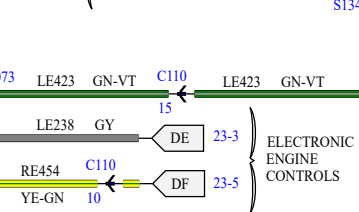
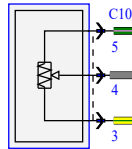
CRANKSHAFT POSITION (CKP) SENSOR
151-9



ELECTRONIC ENGINE CONTROLS



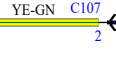
FUEL RAIL PRESSURE (FRP) SENSOR
151-9



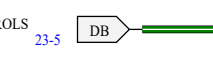
ELECTRONIC ENGINE CONTROLS



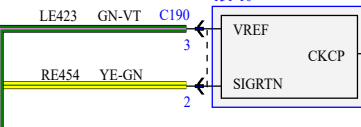
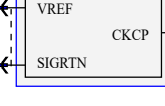
CYLINDER HEAD TEMPERATURE (CHT) SENSOR
151-9



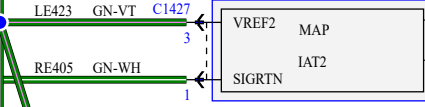

ELECTRONIC ENGINE CONTROLS



POSITIVE CRANKCASE VENTILATION (PCV) VALVE
151-10



MANIFOLD ABSOLUTE PRESSURE AND TEMPERATURE (MAP) SENSOR
151-9



POWERTRAIN CONTROL MODULE (PCM)
151-4 151-9

