

## 2016 Ford Mustang (Smart Key) - North America

NO LOGO  
AVAILABLE

## Remote Start, Security, Keyless Entry, Accessories

Item	Wire Color	Polarity	Wire Location
<b>12 Volts</b>	brown/red (50A)	+	BCM in passenger kick, black 22 pin plug (J7), pin 22
<b>Second 12 Volts</b>	blue/red (30A)	+	driver kick, gray 10 pin plug, pin 1
<b>Ignition</b>	white (for ignition sense only)	+	BCM in passenger kick, black 22 pin plug (J1), pin 16
<b>Accessory</b>	brown/yellow (for accessory sense only)	+	BCM in passenger kick, 36 pin plug (J3), pin 30
<b>PTS 1</b>	brown/purple (SS1)	+	start stop button or BCM in passenger kick, black 52 pin plug (J2), pin 51
<b>PTS 2</b>	yellow/orange (SS2)	-	start stop button or BCM in passenger kick, black 52 pin plug (J2), pin 5
<b>CAN Bus High</b>	blue (HS CAN)	data	Gateway Module on data link connector, black 24 pin plug, pin 20
<b>CAN Bus Low</b>	white (HS CAN)	data	Gateway Module on data link connector, black 24 pin plug, pin 19
<b>CAN Bus High 2</b>	gray (MS CAN)	data	Gateway Module on data link connector, black 24 pin plug, pin 23
<b>CAN Bus Low 2</b>	purple (MS CAN)	data	Gateway Module on data link connector, black 24 pin plug, pin 22
<b>IMMO Data</b>	(PATS antenna is under rubber cover in cupholder)		
<b>Power Lock</b>	blue (without memory)	-	driver kick or BCM in passenger kick, blue 52 pin plug (J5), pin 17
<b>Power Unlock</b>	yellow (without memory)	-	driver kick or BCM in passenger kick, blue 52 pin plug (J5), pin 4
<b>Lock Motor</b>	gray/brown	5 wire	driver kick or BCM in passenger kick, 36 pin plug (J3), pin 35
<b>Driver Unlock Motor</b>	blue/green	5 wire	driver kick or BCM in passenger kick, 36 pin plug (J3), pin 27
<b>Passenger Unlock Motor</b>	purple/gray	5 wire	BCM in passenger kick, 36 pin plug (J3), pin 32
<b>Factory Alarm Arm</b>	(arms on lock)		
<b>Factory Alarm Disarm</b>	(see disarm no unlock)		
<b>Disarm No Unlock</b>	(proximity key and push-button)		
<b>Parking Lights (+)</b>	purple/white (F); purple/white (R)	+	BCM in passenger kick, black 22 pin plug (J7), pin 3; 36 pin plug (J3), pin 12
<b>Parking Lights (-)</b>	gray (parking lights); black/blue (switch ground) (see Tech Doc 1096)	- and open	headlight switch, black 16 pin plug, pins 11, 4
<b>Hazards</b>	brown	-	hazard switch or BCM in passenger kick, black 52 pin plug (J2), pin 19
<b>Turn Signal (Left)</b>	blue/green (F)	+	BCM in passenger kick, black 40 pin plug (J6), pin 39
<b>Turn Signal (Right)</b>	yellow/purple (F)	+	BCM in passenger kick, black 40 pin plug (J6), pin 38
<b>Headlight</b>	blue (headlight); black/blue (switch ground)	- and open	headlight switch, black 16 pin plug, pins 12, 4
<b>AutoLights</b>	purple (interrupt to turn off)	-	headlight switch, black 16 pin plug, pin 13
<b>Reverse Light</b>	green/brown	+	BCM in passenger kick, 36 pin plug (J3), pin 11
<b>Left Front Door Trigger</b>	green	- N.C.	driver kick or BCM in passenger kick, blue 52 pin plug (J5), pin 33
<b>Right Front Door Trigger</b>	white	- N.C.	BCM in passenger kick, blue 52 pin plug (J5), pin 21
<b>Dome Light</b>	gray/purple	+	BCM in passenger kick, 36 pin plug (J3), pin 13
<b>Trunk/Hatch Pin</b>	gray	- N.C.	BCM in passenger kick, blue 52 pin plug (J5), pin 34
<b>Hood Pin</b>	blue/orange	- N.C.	BCM in passenger kick, black 40 pin plug (J6), pin 14
<b>Trunk/Hatch Release</b>	brown/white	-	release switch or BCM in passenger kick, black 52 pin plug (J2), pin 1
<b>Trunk Release Motor</b>	brown/blue	5 wire	BCM in passenger kick, 36 pin plug (J3), pin 33
<b>Tachometer</b>	green/blue, gray/yellow, purple/gray, or yellow/orange (2.3L)	ac	driver side rear of engine, black 16 pin plug, pin 1, 4, 5, or 6
<b>Clutch Pedal</b>	blue/orange (bottom); green/purple (top)	-	inline harness near clutch switch, gray 4 pin plug, pins 1, 2

<b>Fuel Pump</b>	yellow or yellow/purple	-	BCM in passenger kick, black 40 pin plug (J6), pin 26
<b>Rear Defroster</b>	white	- latched	climate control switch, black 26 pin plug, pin 7
<b>Mirror Defroster</b>	(same as rear defroster, without memory); (MS CAN, with memory)		
<b>Left Front Heated Seat</b>	(MS CAN)		
<b>Right Front Heated Seat</b>	(MS CAN)		
<b>Speed Sense</b>	brown/green (2.3L); yellow/orange (3.7L, 5.0L, 5.2L)	ac	PCM next to underhood fuse box, 95 pin plug, pin 12 or 26
<b>Brake Wire</b>	purple/white	+	brake switch or BCM in passenger kick, black 22 pin plug (J1), pin 1
<b>Parking Brake</b>	white/purple	-	parking brake switch or BCM in passenger kick, blue 52 pin plug (J5), pin 47
<b>Horn Trigger</b>	green/white	-	horn switch or BCM in passenger kick, black 52 pin plug (J2), pin 18
<b>Wipers</b>	(LIN bus)		
<b>Left Front Window (Up/Down)</b>	(motor is part of module); green/purple (global open)	-	driver kick or BCM B in right side of trunk, black 24 pin plug, pin 10
<b>Right Front Window (Up/Down)</b>	(motor is part of module); green/purple (global open)	-	passenger kick or BCM B in right side of trunk, black 24 pin plug, pin 22
<b>Left Rear Window (Up/Down)</b>	(motor is part of module) (convertible)		
<b>Right Rear Window (Up/Down)</b>	(motor is part of module) (convertible)		
<b>Sun Roof (Open/Close)</b>	green - blue/orange (convertible top) (function with ignition on only)	-	passenger kick, 40 pin plug, pins 19 - 18
<b>Memory Seat 1</b>	purple/white	-	memory set switch in driver door, black 8 pin plug, pin 5
<b>Memory Seat 2</b>	yellow/purple	-	memory set switch in driver door, black 8 pin plug, pin 6
<b>Memory Seat 3</b>	blue/orange	-	memory set switch in driver door, black 8 pin plug, pin 7

Audio			
Item	Wire Color	Polarity	Wire Location
Radio 12V	red	+	radio, black 24 pin plug, pin 1
Radio Ground	black/gray	-	radio, black 24 pin plug, pin 13
Radio Ignition	(HS CAN)		
Factory Amp Turn-on	blue/green	+	radio, black 24 pin plug, pin 7
Power Antenna	yellow/green	+	radio, black 24 pin plug, pin 2
Left Front Speaker (+/-)	white - white/brown or green - gray	+,-	radio, black 24 pin plug, pins 22 - 10
Right Front Speaker (+/-)	white/purple - white/orange or purple - yellow	+,-	radio, black 24 pin plug, pins 23 - 11
Left Rear Speaker (+/-)	white/green - brown/yellow or green/white - brown	+,-	radio, black 24 pin plug, pins 21 - 9
Right Rear Speaker (+/-)	brown/white - brown/blue or purple/white - blue	+,-	radio, black 24 pin plug, pins 24 - 12
Center Channel (+/-)	green - gray/yellow	+,-	radio, black 24 pin plug, pins 20 - 8
Subwoofer (+/-)	purple/green - green/white (preamp); purple/red (amp turn-on)	+,-; +	amplifier above driver kick, gray 16 pin plug, pins 1 - 2; 9
Aux. Audio Input Left (+/-)	blue - gray (SYNC audio)	+,-	radio, black 26 pin plug, pins 12 - 25
Aux. Audio Input Right (+/-)	purple - brown/white (SYNC audio)	+,-	radio, black 26 pin plug, pins 13 - 26
RSE Video (+/-)	white/green - brown/purple (rear view camera video) (without touchscreen)	+,-	front control/display module, black 12 pin plug, pins 6 - 12
Satellite Radio 12 Volts	(built into radio)		

<i>What Fits</i>			
Item	Size	Depth	Location
Headunit	irregular		center of dash
Left Front Speaker			left front door
Left Front Tweeter			left front door; left front pillar
Right Front Speaker			right front door
Right Front Tweeter			right front door; right front pillar
Left Rear Speaker			left rear shelf or side panel
Right Rear Speaker			right rear shelf or side panel
Center Channel			top center of dash
Subwoofer			right side of trunk
Satellite Radio Tuner	(built into radio)		

*Wiring Photo and Notes: Power Lock*



**Notes:**  
 On models with memory, it is blue/green (-) at the door lock switch in driver door, black 8 pin plug, pin 2.

*Wiring Photo and Notes: Power Unlock*



**Notes:**  
 On models with memory, it is yellow/purple (-) at the door lock switch in driver door, black 8 pin plug, pin 1.

*Wiring Photo and Notes: Turn Signal (Left)*



**Notes:**

The rear turn signals are white/green, brown/purple, gray/brown at the BCM B in right side of trunk, black 24 pin plug, pins 2, 3, 4.


*Wiring Photo and Notes: Turn Signal (Right)*



**Notes:**

The rear turn signals are gray/purple, brown, purple/orange at the BCM B in right side of trunk, black 24 pin plug, pins 14, 15, 16.

*Wiring Photo and Notes: Tachometer*



**Notes:**

On 3.7L, 5.0L, or 5.2L models, the fuel injectors are green/blue, gray/yellow, purple/gray, yellow/orange, brown, green/white, gray/brown, or purple/orange at any fuel injector, black or gray 2 pin plug, pin 1.




Wiring Photo and Notes: Left Front Speaker (+/-)



**Notes:**

On models with amplifier, the woofer wires are white - white/brown at the amplifier above driver kick, gray 16 pin plug, pins 14 - 13. The midrange/tweeter wires are green/blue - gray/blue at the amplifier, 14 pin plug, pins 8 - 9.

Wiring Photo and Notes: Right Front Speaker (+/-)



**Notes:**

On models with amplifier, the woofer wires are white/purple - white/orange at the amplifier above driver kick, gray 16 pin plug, pins 6 - 5. The midrange/tweeter wires are purple/gray - yellow/gray at the amplifier, 14 pin plug, pins 4 - 5.




*Wiring Photo and Notes: Left Rear Speaker (+/-)*



**Notes:**

On models with amplifier, the speaker wires are white/green - brown/yellow at the amplifier above driver kick, gray 16 pin plug, pins 16 - 15.

*Wiring Photo and Notes: Right Rear Speaker (+/-)*



**Notes:**

On models with amplifier, the speaker wires are brown/white - brown/blue at the amplifier above driver kick, gray 16 pin plug, pins 8 - 7.




Wiring Photo and Notes: Center Channel (+/-)



**Notes:**  
On models with amplifier, the speaker wires are green - gray/yellow at the amplifier above driver kick, 14 pin plug, pins 2 - 3.

Wiring Photo and Notes: RSE Video (+/-)



**Notes:**  
On models with touchscreen, the rear view camera video wires are white/green - brown/purple at the SYNC Module/display, black 54 pin plug, pins 14 - 15.



© 2016 Directed. All rights reserved.

DirectWire and its vehicle information are for the sole use of authorized Directed personnel and its participating dealers and distributors. The information contained on these pages may contain confidential and privileged information. Any unauthorized review, use, disclosure or distribution is prohibited.